

Costs and Student Financial Resources Highlights

Resident undergraduate tuition increased 10.8% between 1997-98 and 2001-02 while nonresident undergraduate tuition increased 15.4%.

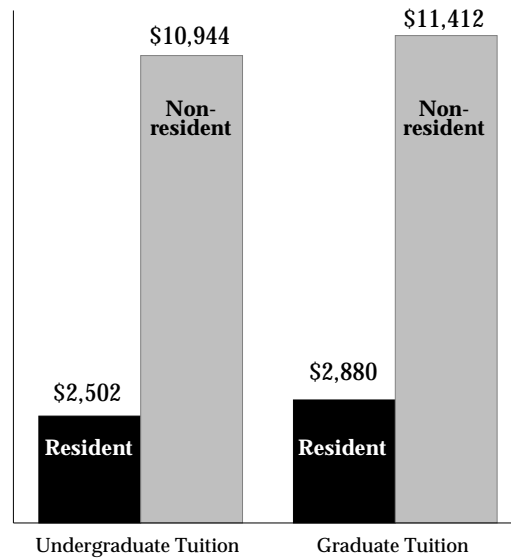
Total mandatory student fees increased by 12.5% between 1997-98 and 2001-02.

Room and board for a standard room with multi-15 meals increased by 13.4% between 1997-98 and 2001-02.

Student financial resources increased from \$117,952,226 in 1996-97 to \$134,375,506 in 2001-02.

Tuition Rates

Academic Year Tuition Rates

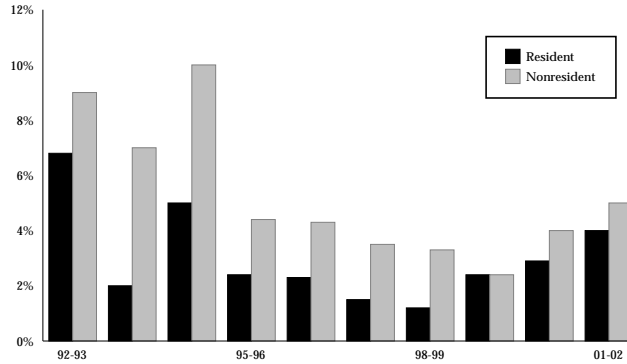


History of Tuition Rates

	AY 1997-98	AY 1998-99	AY 1999-00	AY 2000-01	AY 2001-02	Five-Year Change
Resident Undergraduate	\$2,258	\$2,286	\$2,340	\$2,408	\$2,502	10.8%
Resident Graduate	2,600	2,632	2,694	2,772	2,880	10.8%
Nonresident Undergraduate	9,480	9,792	10,026	10,428	10,944	15.4%
Nonresident Graduate	9,890	10,216	10,460	10,878	11,412	15.4%

Tuition Rates

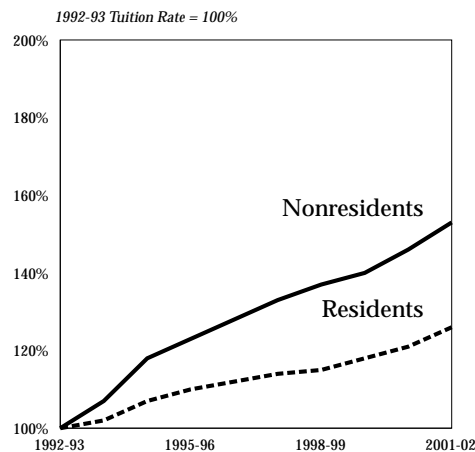
Annual Rate Changes in Tuition



History of Annual Rate Changes in Tuition

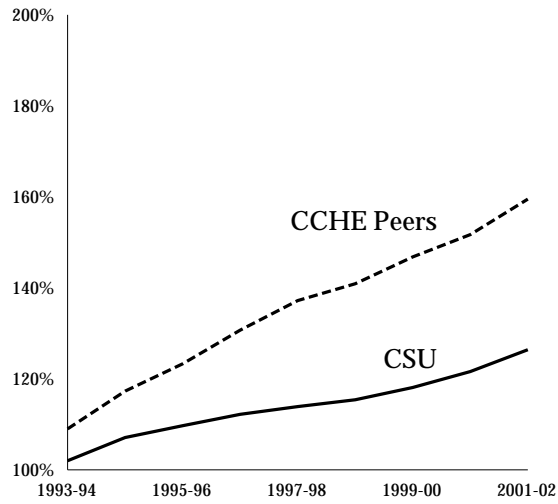
	AY 1997-98	AY 1998-99	AY 1999-00	AY 2000-01	AY 2001-02
Resident	1.5%	1.2%	2.4%	2.9%	4.0%
Nonresident	3.5%	3.3%	2.4%	4.0%	5.0%

Cumulative Rate Changes in Tuition

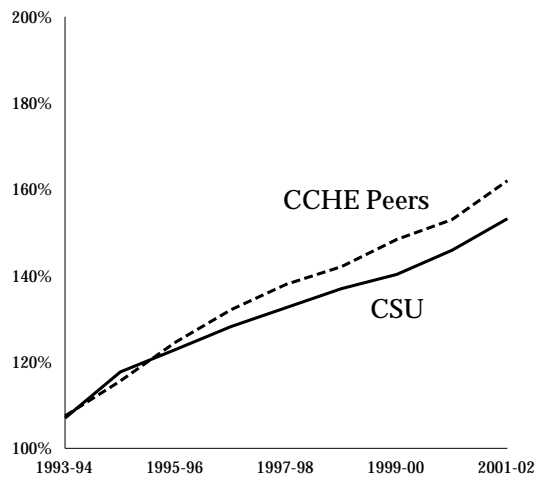


Tuition Rates

Resident Undergraduate Tuition Increases CSU and CCHE Peer Institutions

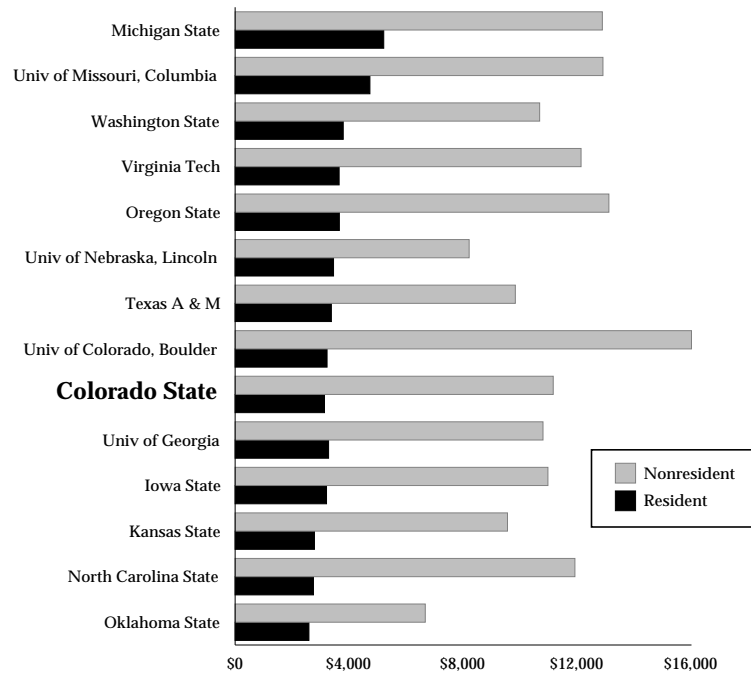


Nonresident Undergraduate Tuition Increases CSU and CCHE Peer Institutions



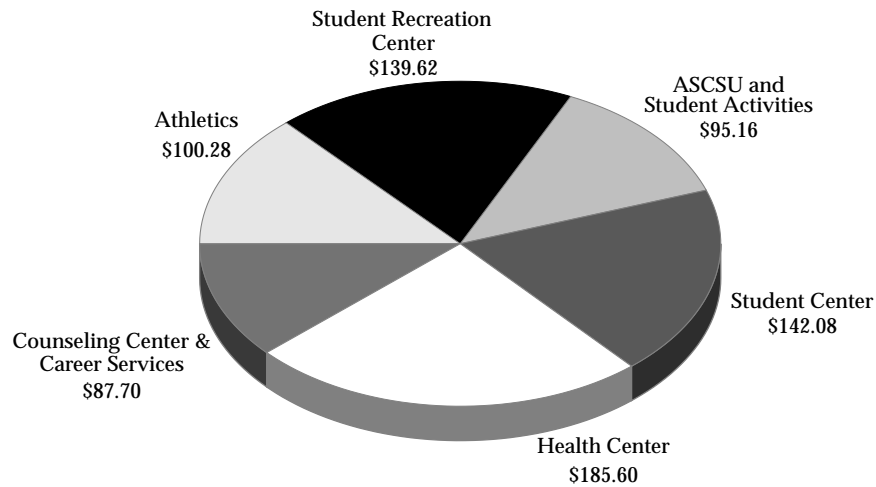
Tuition Rates

Undergraduate Tuition and Fee Comparison Peer Institutions - 2000-01



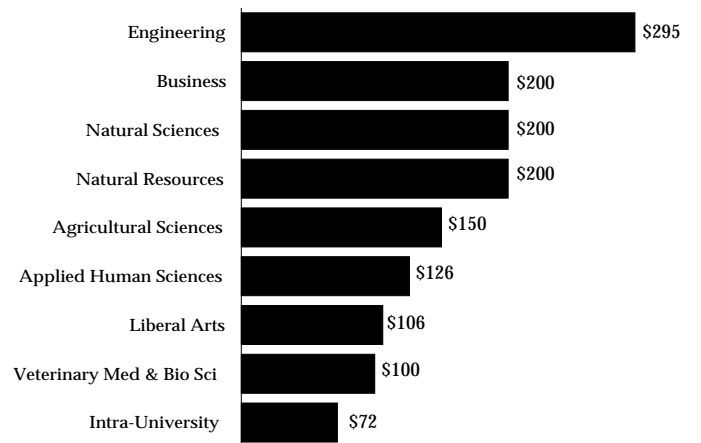
Student Fees

Mandatory Student Fees



Total Mandatory Student Fees = \$750.44

Technology Charges



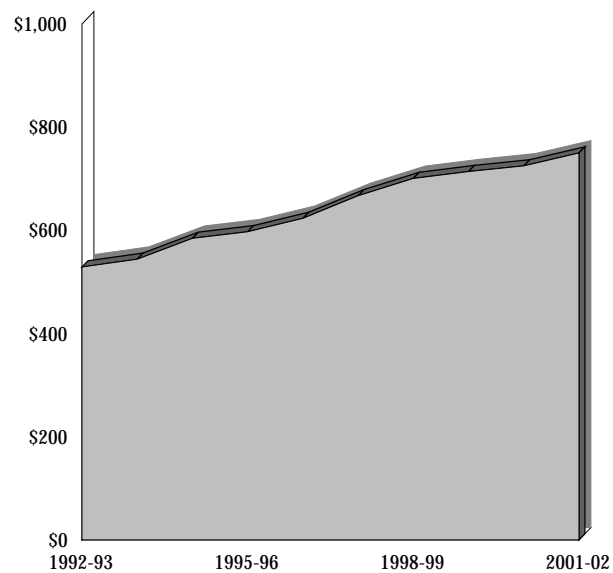
Note: Technology charges apply only to undergraduate majors in Intra-University Programs, the College of Natural Sciences and the College of Veterinary Medicine and Bio-medical Sciences.

Student Fees

History of Mandatory Student Fees

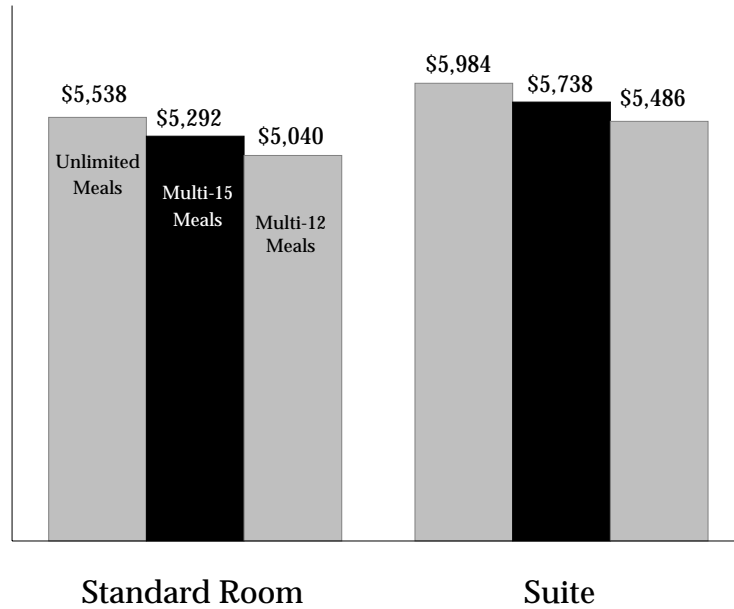
	AY 1997-98	AY 1998-99	AY 1999-00	AY 2000-01	AY 2001-02	Five-Year Change
Athletics	\$90.68	\$93.32	\$95.32	\$96.70	\$100.28	10.6%
Health Services	169.50	169.50	173.50	178.50	185.60	9.5%
Student Activities	275.68	302.56	308.14	304.34	322.48	17.0%
Student Center	139.26	143.24	145.24	145.88	142.08	2.0%
Total Mandatory Fees	\$667.12	\$700.62	\$714.00	\$725.42	\$750.44	12.5%

Ten-Year History of Mandatory Student Fees



Room and Board Rates

Room and Board Rates

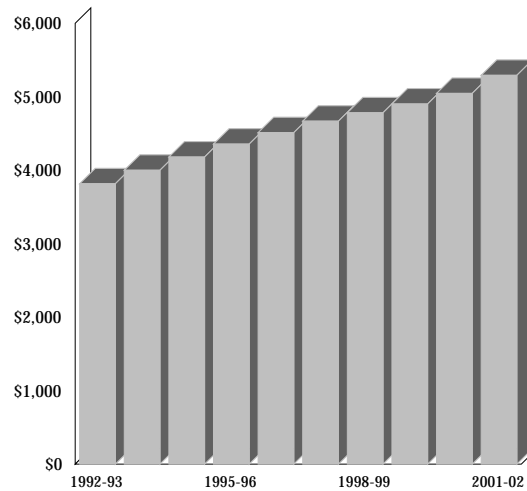


History of Room and Board Rates

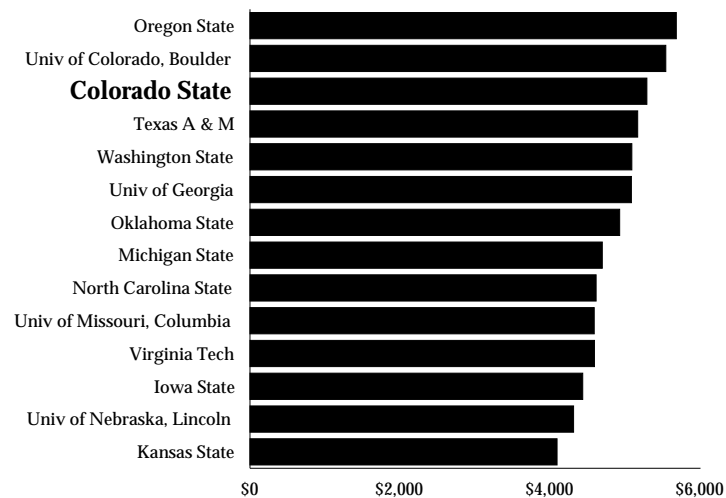
	AY 1997-98	AY 1998-99	AY 1999-00	AY 2000-01	AY 2001-02	Five-Year Change
Standard Room - Multi-12 Meals	\$4,452	\$4,542	\$4,662	\$4,806	\$5,040	13.2%
Standard Room - Multi-15 Meals	4,668	4,782	4,902	5,046	5,292	13.4%
Suite - Multi-12 Meals	4,842	4,944	5,076	5,232	5,486	13.3%
Suite - Multi-15 Meals	5,058	5,184	5,316	5,472	5,738	13.4%

Room and Board Rates

History of Room and Board Rates



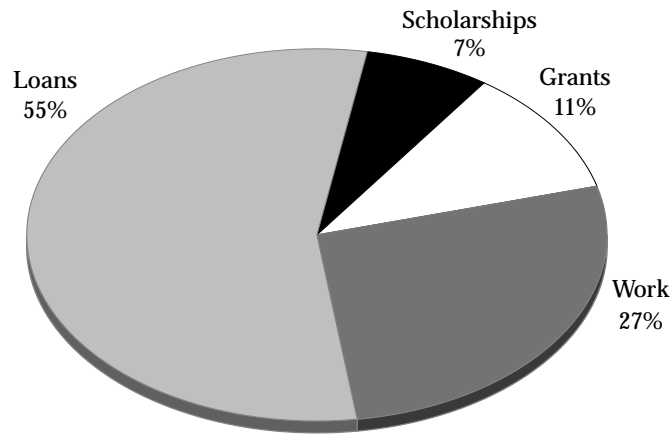
Comparison of Room and Board Rates Peer Institutions - 2000-01



Note: The History of Room and Board Rates graph includes room and board rates for a standard room with a 21-meal plan prior to 1994-95 and for the multi-15 plan starting in 1995-96.

Student Financial Resources

Student Financial Resources



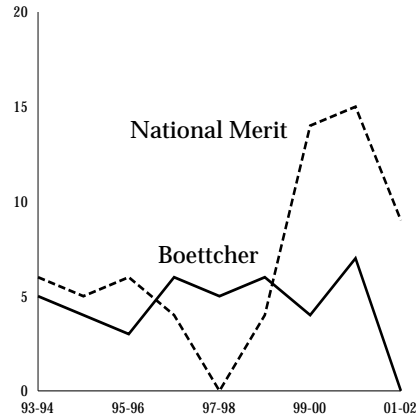
Total = \$134,375,506

Financial Aid Recipients as a Percent of Total Population

	FY 1996-97	FY 1997-98	FY 1998-99	FY 1999-00	FY 2000-01	Five-Year Change
Total Aid Recipients	14,097	14,413	14,445	14,465	14,617	3.7%
Total Students Enrolled	21,970	22,344	22,523	22,782	23,098	5.1%
Percent of Total Students Receiving Financial Aid	64.2%	64.5%	64.1%	63.4%	63.3%	

Student Financial Resources

Boettcher and National Merit Scholars First-Year Awards



History of Student Financial Resources

	AY 1996-97	AY 1997-98	AY 1998-99	AY 1999-00	AY 2000-01	Five-Year Change
Scholarships	\$6,553,908	\$7,011,000	\$7,872,905	\$8,507,772	\$9,859,006	50.4%
Grants	11,094,792	12,320,614	13,876,092	13,838,203	14,643,780	32.0%
Work	27,236,008	29,404,859	38,311,796	39,266,762	35,876,992	31.7%
Loans	73,067,518	73,581,396	71,928,501	73,433,153	73,995,728	1.3%
Total	\$117,952,226	\$122,317,869	\$131,989,295	\$135,045,890	\$134,375,506	13.9%

History of Student Financial Resources

